

# “GARDEN OF EDEN”

Next Level Tents Decor Package.

[www.nextleveltents.org/decor](http://www.nextleveltents.org/decor)



Presented By : Next Level Tents



# Why Choose the “Garden of Eden?”

This elegant design will bring your dream wedding to life with faux greenery, vines, hanging gardens, and authentic floral arrangements, all complemented by minor customizations to fit your unique style.

Since our inception, Next Level Tents had the vision of elevating events with elegant, unforgettable decor, and our "Garden of Eden" theme will be no exception. Let us help you create a stunning and magical atmosphere for your special day!





# Design Options



## Overhanging Gardens

---

String lighting covered in vines. Then add eucalyptus, olive leaves and garlands to hang within the tent to create a “Nature Wonderland.”

## Specialty Lighting

---

Rattern Lanterns, garden lanterns and nature themed chandeliers to create an elegant glow.

## Greenery Down Poles

---

Vines and faux trees wrapped around the tent poles to blend them into the “Garden of Eden” theme.

## Floral Arrangements

---

A customizable touch can be added to the floral arrangements. They can be placed around the dance floor, tent entrance, perimeter and more.



# Hanging Gardens



Next Level Tents traces our string lighting pattern with vines and eucalyptus similar as to what is shown in these pictures to create a hanging garden vibe to your tent.




# SPECIALTY LIGHTING




- Add Lanterns, Chandeliers and Spotlights to catch your guests' eyes upon arrival.
- Greenery of some sort will be added to each light fixture to continue the garden theme.





Decorate your side poles with garlands, olive leaves or more



# TENT POLE GREENERY

Add Vines or garland patterns to your center poles



Create a garden oasis with faux trees under your tent. They would connect to the tent center poles and branch out like a tree.




# FLORAL ARRANGEMENTS



Wedding Arch



Dance Floor Perimeter



Tent Entrance



# Booking Process

## Communication

Contact a Next Level Tents sales representative. The sales rep will further guide you with the options laid out in the brochure.

## Budget

If you have a budget in mind share that with the NLT sales rep. The design package can be formulated based on the preferred budget.

## Customizations

Next Level Tents will allow for some small customizations to the decor package. Share those desires with the sales rep and see if we can make that a reality.

## Finalize

The “Garden of Eden” decor package will be added on to your Wedding rentals invoice. Simply sign the contract and enjoy!



# Get in Touch

next level  
 tents

EVERY DETAIL MATTERS.

Contact us to get more info



Dave@nextleveltents.org



1 Mulford Road, Middletown, NY



845-381-6415



www.nextleveltents.org